



USCIS EB-5 Visa Bulletin Statistical Analysis: China, India, Vietnam Final Action Dates

Updated in May 2020 with May 2020 Visa Bulletin Data from the U.S. State Department

Table of Contents

① **About EB5AN & Open EB-5 Projects**

② **EB-5 Visa Bulletin Statistics: Final Action Dates**

③ **EB-5 Visa Bulletin Statistics: Dates for Filing of Employment-Based Visas**

Table of Contents

① **About EB5AN & Open EB-5 Projects**

② **EB-5 Visa Bulletin Statistics: Final Action Dates**

③ **EB-5 Visa Bulletin Statistics: Dates for Filing of Employment-Based Visas**

Regional Center Team Involved in More Than \$3 Billion of Leveraged Buyouts, IPOs, and Commercial Real Estate Development



Samuel B. Silverman



Michael Schoenfeld



Timothy Y. Shih, Esq.



- Yale University – B.A. Economics with a concentration in Mandarin Chinese
- Boston Consulting Group (BCG) – Business and strategy consulting
- Stanford Graduate School of Business – M.B.A.
- Forbes 30 Under 30 National Winner for Social Entrepreneurship

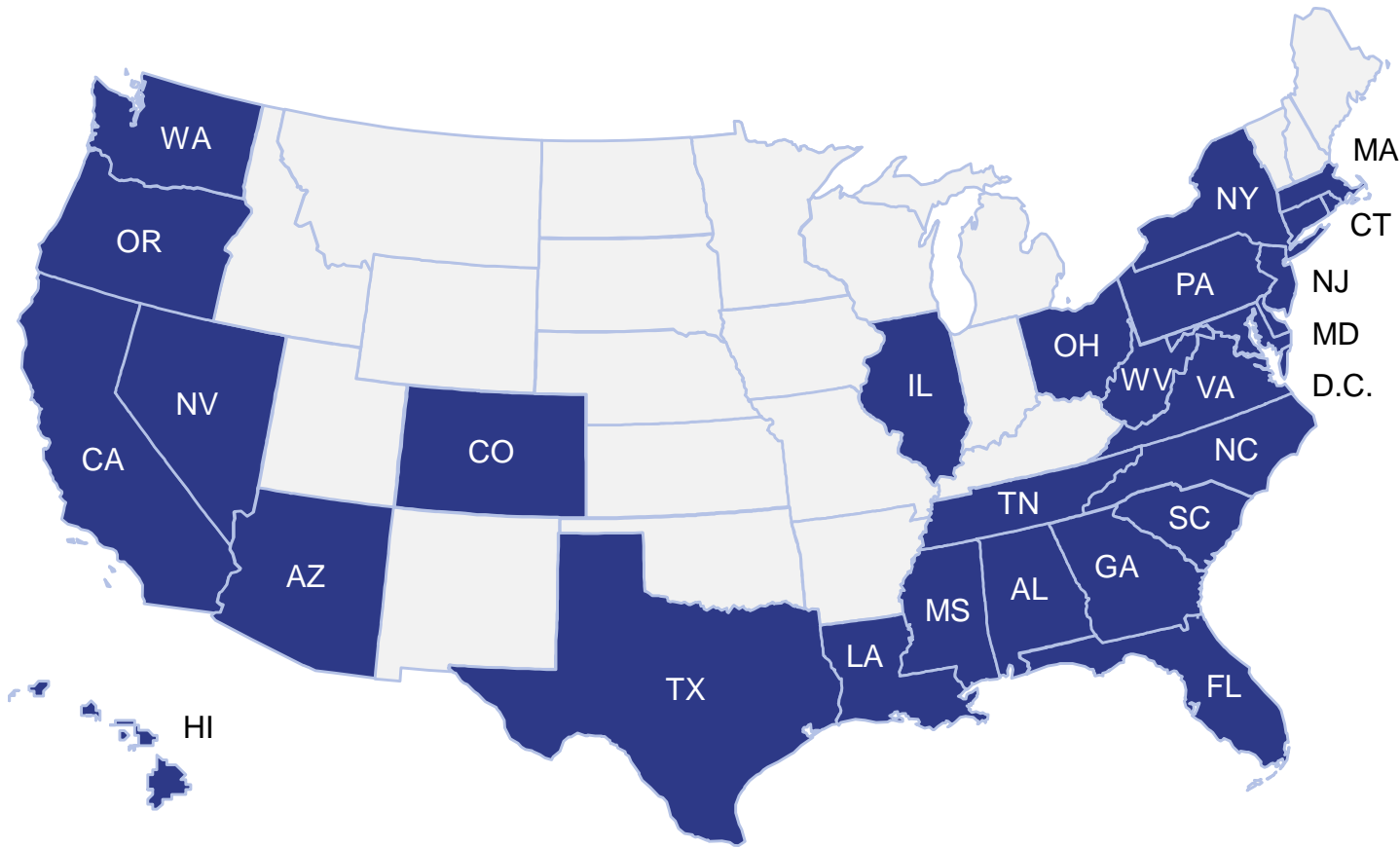


- University of North Carolina at Chapel Hill – B.A. Economics; B.S. Business Administration
- Boston Consulting Group (BCG) – Business and strategy consulting
- AEA Investors – Leading middle-market private-equity firm
- Forbes 30 Under 30 National Winner for Social Entrepreneurship




- Yale University – B.S. Computer Science
- Duke University School of Law – Juris Doctor
- Cravath, Swaine & Moore – Premier U.S. law firm working with Fortune 500 companies
- DMG Entertainment – General counsel for one of the largest entertainment companies in the People's Republic of China

EB5 Affiliate Network Operates 14 Regional Centers with Geographic Coverage of 20+ States and Washington, D.C.



USCIS regional center approval letters

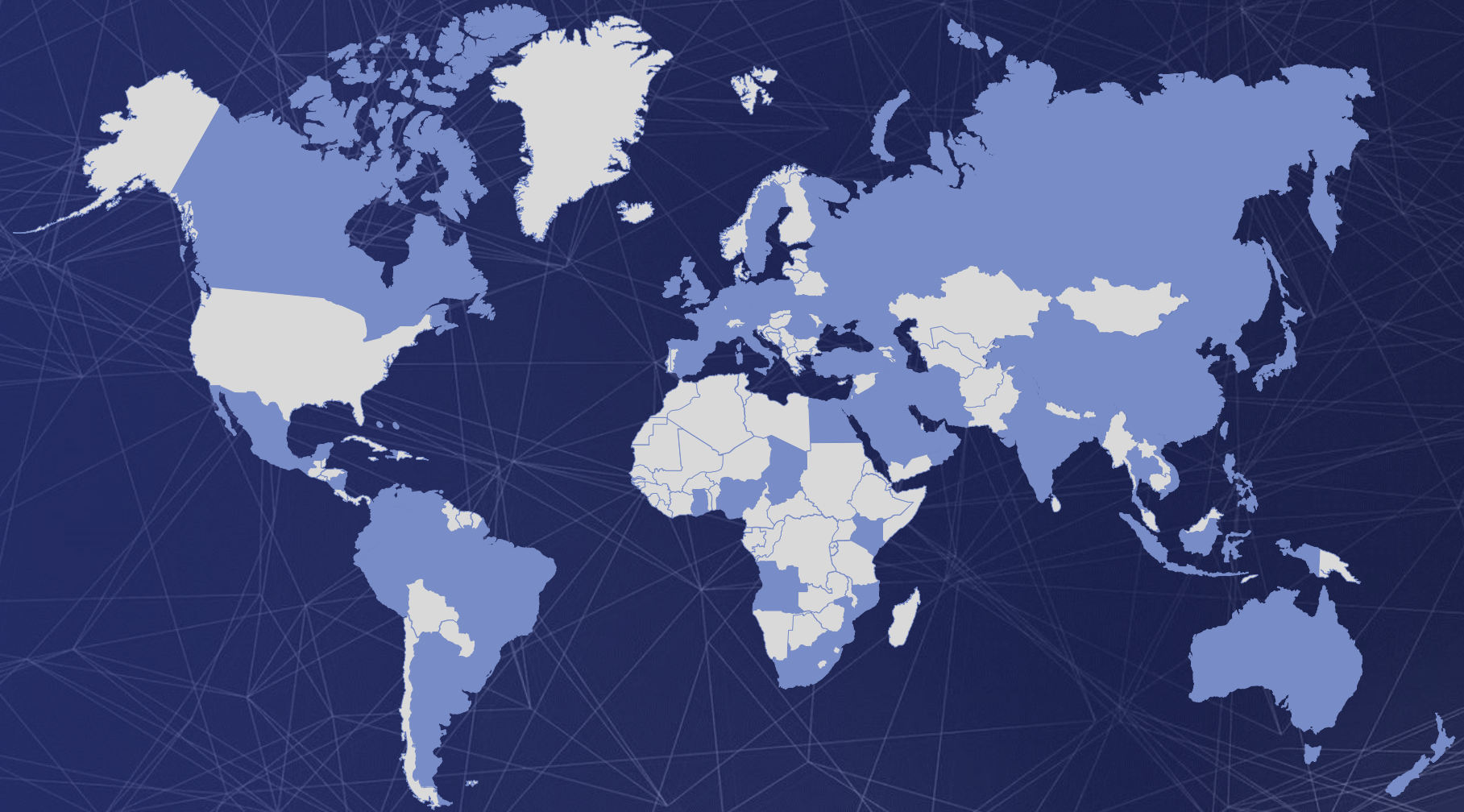


All regional centers 100% owned and controlled by EB5AN

EB-5 Investors from 60+ Countries

Investors from a wide variety of backgrounds consistently find value in EB5AN's investment approach.

 Angola	 Kuwait
 Argentina	 Mexico
 Australia	 Montenegro
 Austria	 Mozambique
 Azerbaijan	 Netherlands
 Bahamas	 New Zealand
 Bangladesh	 Nicaragua
 Belgium	 Nigeria
 Brazil	 Oman
 Canada	 Palestine
 Chad	 Peru
 China	 Philippines
 Colombia	 Poland
 Czech Republic	 Romania
 Ecuador	 Russia
 Egypt	 Saudi Arabia
 France	 Singapore
 Germany	 South Africa
 Ghana	 South Korea
 Haiti	 Spain
 Hong Kong	 Sweden
 India	 Taiwan
 Indonesia	 Thailand
 Iran	 Trinidad and Tobago
 Iraq	 Turkey
 Ireland	 UAE
 Italy	 Ukraine
 Japan	 United Kingdom
 Jordan	 Uruguay
 Kenya	 Venezuela
 Korea	 Vietnam



Saltaire St. Petersburg: Luxury Condominiums and Retail Space

Qualifies as a high unemployment TEA under the current rules – \$900K investment – 6.0% investor return.

192 residences (levels 6–35)

Penthouse units
(levels 34–35)

Standard units
(levels 6–33)

Amenities and
plaza units
(level 7)

Parking garage
(levels 2–6)

Retail space and lobby
(level 1)



Luxury condominiums and retail space

EB-5 investor
preferred return
6.0%

Phase I EB-5
\$10.1M, 4%
of total cost

Total project cost
\$227.4M

**Downtown
Oceanfront
Location**

**I-526
approval
refund
guaranty**

CBRE Group
Project Appraisal
Valuation of
\$255.0M

Total job creation
32.8
jobs per investor

Senior loan
executed with
**Wells Fargo
Bank**

**Construction
already
underway**

Hyatt Fort Lauderdale: Luxury Condominiums and Hyatt Hotel

Qualifies as a high unemployment TEA under the current rules – \$900K investment – 2.0% investor return.

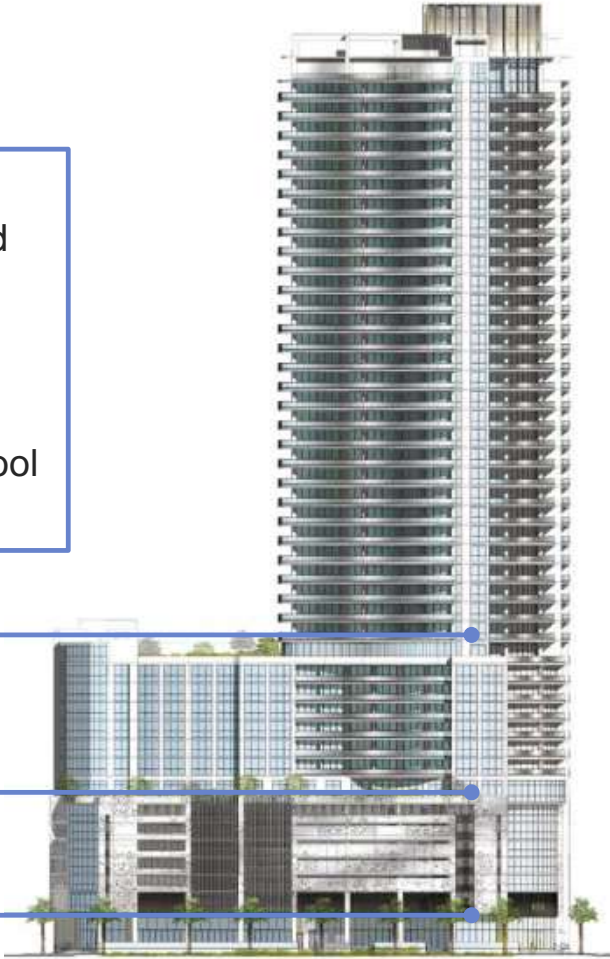
121 residences (levels 16–46)

Private residential amenities and elevated pool plaza (level 16)

238 hotel guest rooms, fitness center, meeting space, and elevated pool (levels 8–15)

Garage (levels 2–7)

Grand lobby, hotel, bar, restaurant, and retail (level 1)



Luxury condominiums and Hyatt hotel

EB-5 investor preferred return
2.0%

Phase II EB-5
\$18.4M, 8%
of total cost

Total project cost
\$226M

**EB-5 loan
repayment
guaranty**

**I-526
approval
refund
guaranty**

**USCIS and
attorney fee
refund
guaranty**

Phase II jobs
33
already created for
each EB-5 investor

**Vertical
construction
completed**

Senior loan signed
and funded
CIBC Bank

Important Investment Information

All EB-5 investments must be “at risk” per USCIS requirements. Risk of loss exists. Any protections and guaranties negotiated at fund level are not exercisable by individual investors themselves but are administered by fund management only. No guaranties exist regarding individual investors’ ability to be repaid.

This is not an offer to sell securities in any way and is only educational. Only a formal, privately distributed offering memorandum and appropriate securities documents, fully executed by an accredited investor, will represent a sale of investment. This information package was prepared specifically for the EB5 Affiliate Network State of Florida Regional Center, LLC and its affiliates (“EB5AN”), and those whom EB5AN has chosen to receive this educational information.

This document is educational and informational, and items including policy, program structures, financial models, feasibility studies, or other documentation may change without notification. If outside sources or other documentation or information appears different or in conflict with the content presented in this information package, contact EB5AN for verification on receiving the latest drafts or identifying accurate data.

Information prepared on electronic media such as PowerPoint, Prezi, websites, blogs, WeChat, or other methods of delivery are often truncated and summarized to improve readability; details of any legal nature should only be respected through the specific confidential offering documents provided by EB5AN to such accredited investors capable of subscribing.

Table of Contents

① About EB5AN & Open EB-5 Projects

② **EB-5 Visa Bulletin Statistics: Final Action Dates**

③ EB-5 Visa Bulletin Statistics: Dates for Filing of Employment-Based Visas

Final Action Date Visa Bulletin Summary

Visa allocation procedure provided by the U.S. Department of State

The monthly Visa Bulletin released by the Department of State summarizes the availability of immigrant numbers for: “Final Action Dates” and “Dates for Filing Applications,” indicating when immigrant visa applicants should be notified to assemble and submit required documentation to the National Visa Center.

Unless otherwise indicated on the U.S. Citizenship and Immigration Services (USCIS) website, individuals seeking to file applications for adjustment of status with USCIS in the Department of Homeland Security must use the “Final Action Dates” charts for determining when they can file such applications. When USCIS determines that there are more immigrant visas available for the fiscal year than there are known applicants for such visas, USCIS will state on its website that applicants may instead use the “Dates for Filing Visa Applications” charts in this Bulletin.

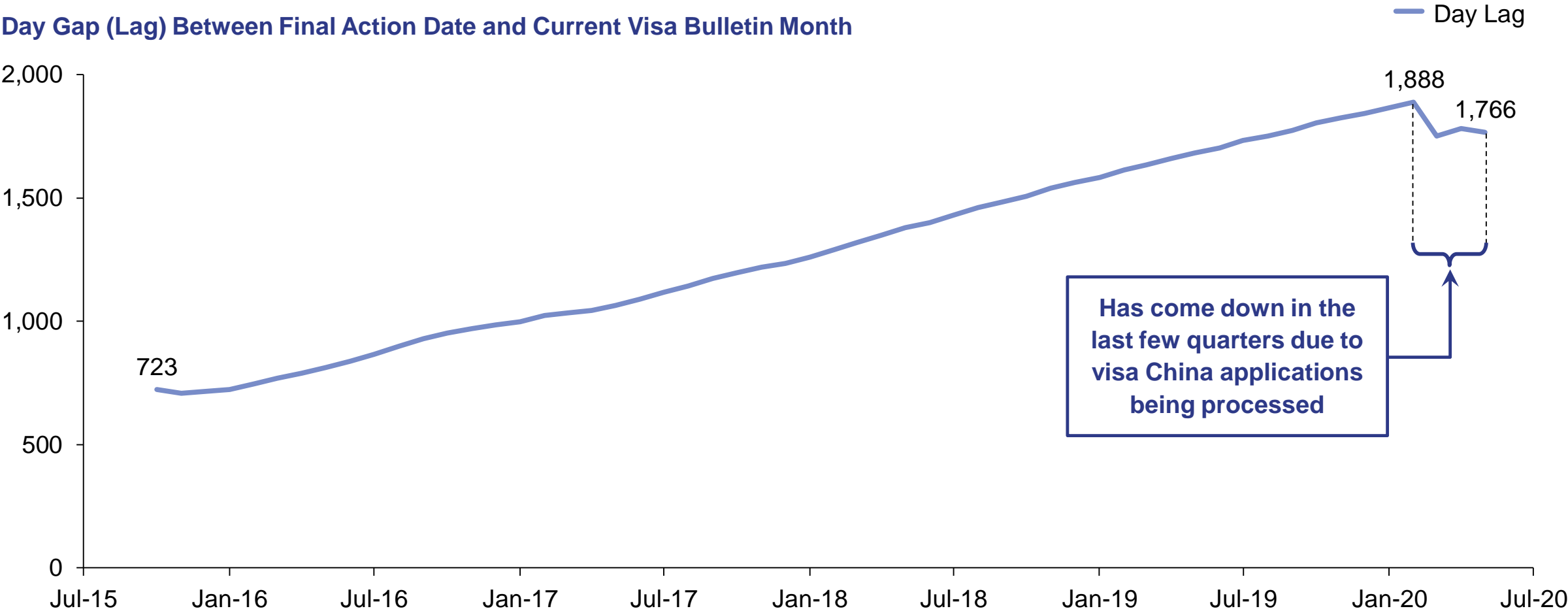
Consular officers are required to report to the Department of State documentarily qualified applicants for numerically limited visas; USCIS reports applicants for adjustment of status.

Allocations are made, to the extent possible, in chronological order of reported priority dates, for demand received. If not, all demand could be satisfied, the category or foreign state in which demand was excessive was deemed oversubscribed.

Source: U.S. Department of State, Visa Bulletin for May 2020, queried May 2020.

Final Action Dates for China-Mainland Born

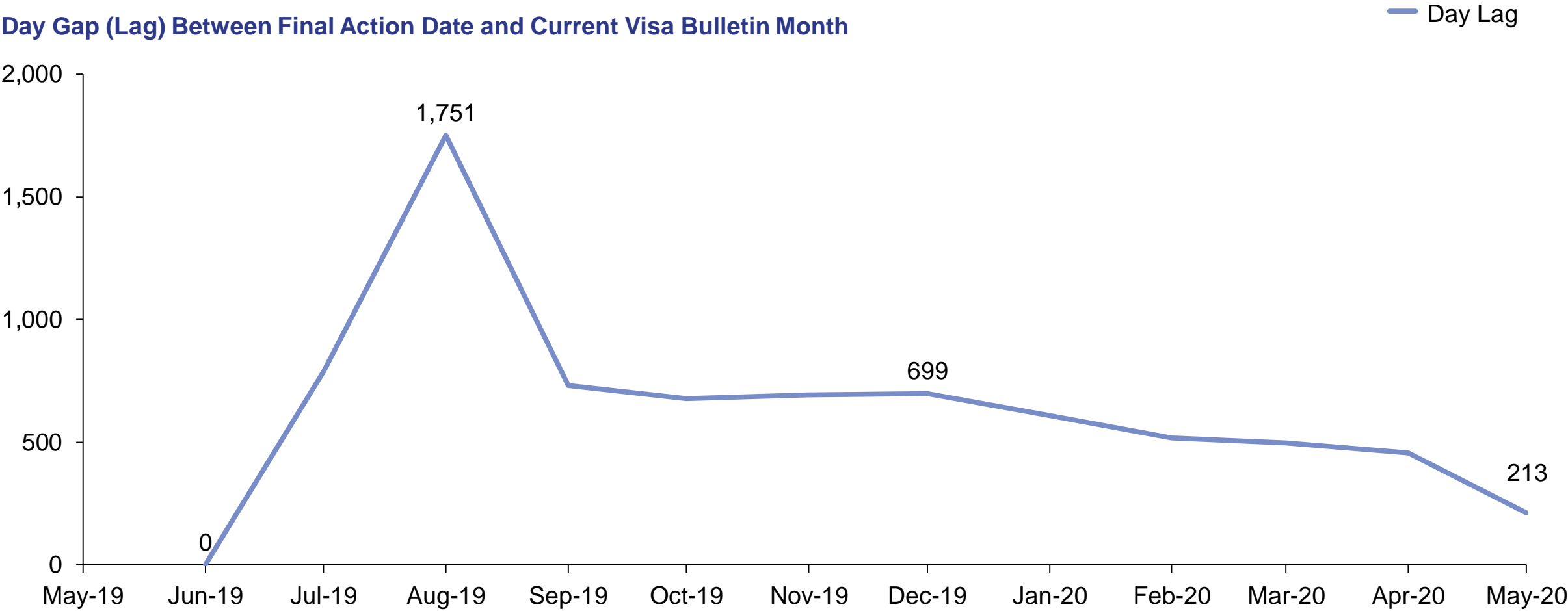
By month, October 2015–May 2020



Source: U.S. Department of State, Visa Bulletin for May 2020, queried May 2020.

Final Action Dates for India Born

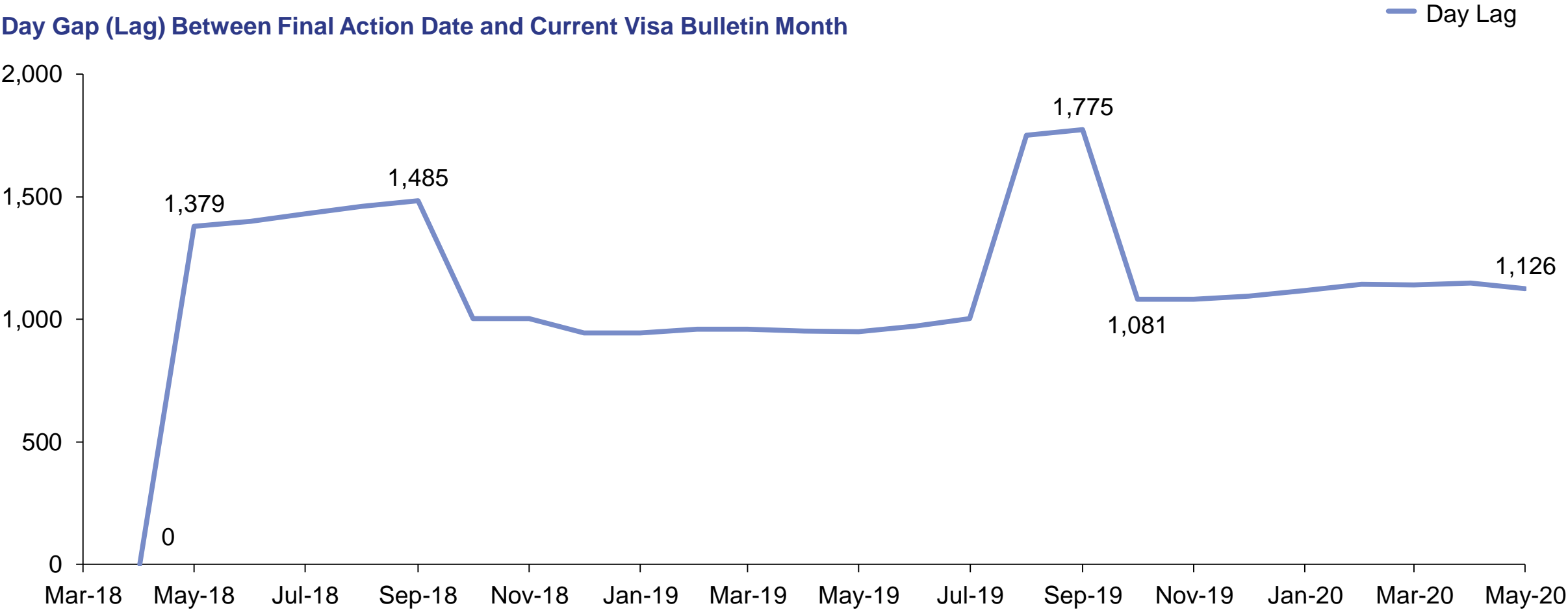
By month, October 2015–May 2020



Source: U.S. Department of State, Visa Bulletin for May 2020, queried May 2020.

Final Action Dates for Vietnam Born

By month, October 2015–May 2020



Source: U.S. Department of State, Visa Bulletin for May 2020, queried May 2020.

Final Action Dates for China-Mainland Born

By month, October 2015–May 2020

		Visa Bulletin Date (By Month)											
		Oct	Nov	Dec	Jan	Feb	Mar	Apr	May	Jun	Jul	Aug	Sep
2016	Country Final Action Date	10/8/13	11/22/13	12/15/13	1/8/14	1/15/14	1/22/14	2/1/14	2/8/14	2/15/14	2/15/14	2/15/14	2/15/14
	Day Lag	723	709	716	723	747	769	790	813	837	867	898	929
2017	Country Final Action Date	2/22/14	3/8/14	3/22/14	4/8/14	4/15/14	5/1/14	5/22/14	6/1/14	6/8/14	6/8/14	6/15/14	6/15/14
	Day Lag	952	969	985	999	1,023	1,035	1,045	1,065	1,089	1,119	1,143	1,174
2018	Country Final Action Date	6/22/14	7/1/14	7/15/14	7/22/14	7/22/14	7/22/14	7/22/14	7/22/14	8/1/14	8/1/14	8/1/14	8/8/14
	Day Lag	1,197	1,219	1,235	1,259	1,290	1,318	1,349	1,379	1,400	1,430	1,461	1,485
2019	Country Final Action Date	8/15/14	8/15/14	8/22/14	9/1/14	9/1/14	9/8/14	9/15/14	9/22/14	10/1/14	10/1/14	10/15/14	10/22/14
	Day Lag	1,508	1,539	1,562	1,583	1,614	1,635	1,659	1,682	1,704	1,734	1,751	1,775
2020	Country Final Action Date	10/22/14	11/1/14	11/15/14	11/22/14	12/1/14	5/15/15	5/15/15	7/1/15	–	–	–	–
	Day Lag	1,805	1,826	1,842	1,866	1,888	1,752	1,783	1,766	–	–	–	–

Source: U.S. Department of State, Visa Bulletin for May 2020, queried May 2020.

Final Action Dates for India Born

By month, October 2015–May 2020

		Visa Bulletin Date (By Month)											
		Oct	Nov	Dec	Jan	Feb	Mar	Apr	May	Jun	Jul	Aug	Sep
2019	Country Final Action Date	–	–	–	–	–	–	–	–	–	5/1/17	10/15/14	9/1/17
	Day Lag	–	–	–	–	–	–	–	–	–	791	1,751	730
2020	Country Final Action Date	11/22/17	12/8/17	1/1/18	5/1/18	9/1/18	10/22/18	1/1/19	10/1/19	–	–	–	–
	Day Lag	678	693	699	610	518	496	456	213	–	–	–	–

Source: U.S. Department of State, Visa Bulletin for May 2020, queried May 2020.

Final Action Dates for Vietnam Born

By month, October 2015–May 2020

		Visa Bulletin Date (By Month)											
		Oct	Nov	Dec	Jan	Feb	Mar	Apr	May	Jun	Jul	Aug	Sep
2018	Country Final Action Date	–	–	–	–	–	–	–	7/22/14	8/1/14	8/1/14	8/1/14	8/8/14
	Day Lag	–	–	–	–	–	–	–	1,379	1,400	1,430	1,461	1,485
2019	Country Final Action Date	1/1/16	2/1/16	5/1/16	6/1/16	6/15/16	7/15/16	8/22/16	9/22/16	10/1/16	10/1/16	10/15/14	10/22/14
	Day Lag	1,004	1,004	944	944	961	959	952	951	973	1,003	1,751	1,775
2020	Country Final Action Date	10/15/16	11/15/16	12/1/16	12/8/16	12/15/16	1/15/17	2/8/17	4/1/17	–	–	–	–
	Day Lag	1,081	1,081	1,095	1,119	1,143	1,141	1,148	1,126	–	–	–	–

Source: U.S. Department of State, Visa Bulletin for May 2020, queried May 2020.

Table of Contents

① About EB5AN & Open EB-5 Projects

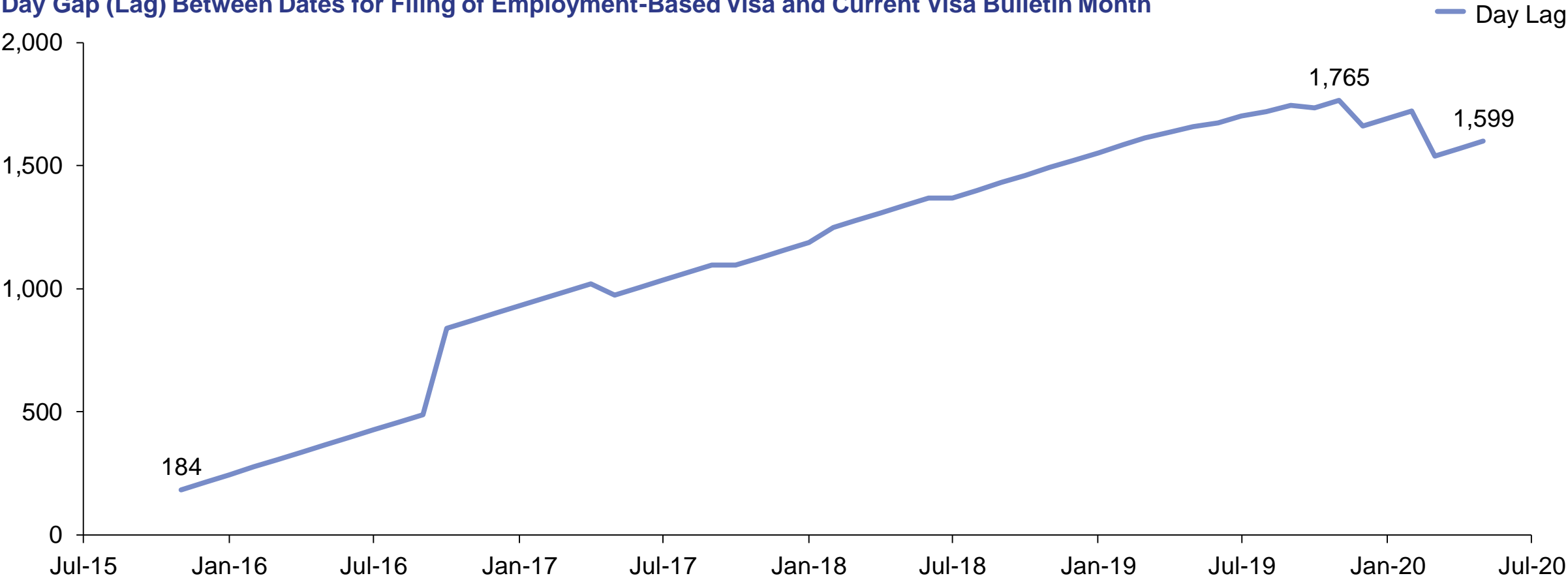
② EB-5 Visa Bulletin Statistics: Final Action Dates

③ EB-5 Visa Bulletin Statistics: Dates for Filing of Employment-Based Visas

Dates for Filing of Employment-Based Visa for China-Mainland Born

By month, October 2015–May 2020

Day Gap (Lag) Between Dates for Filing of Employment-Based Visa and Current Visa Bulletin Month



Source: U.S. Department of State, Visa Bulletin for May 2020, queried May 2020.

Final Action Dates for China-Mainland Born

By month, October 2015–May 2020

		Visa Bulletin Date (By Month)											
		Oct	Nov	Dec	Jan	Feb	Mar	Apr	May	Jun	Jul	Aug	Sep
2016	Country Final Action Date	–	5/1/15	5/1/15	5/1/15	5/1/15	5/1/15	5/1/15	5/1/15	5/1/15	5/1/15	5/1/15	5/1/15
	Day Lag	–	184	214	245	276	305	336	366	397	427	458	489
2017	Country Final Action Date	6/15/14	6/15/14	6/15/14	6/15/14	6/15/14	6/15/14	6/15/14	9/1/14	9/1/14	9/1/14	9/1/14	9/1/14
	Day Lag	839	870	900	931	962	990	1,021	973	1,004	1,034	1,065	1,096
2018	Country Final Action Date	10/1/14	10/1/14	10/1/14	10/1/14	9/1/14	9/1/14	9/1/14	9/1/14	9/1/14	10/1/14	10/1/14	10/1/14
	Day Lag	1,096	1,127	1,157	1,188	1,249	1,277	1,308	1,338	1,369	1,369	1,400	1,431
2019	Country Final Action Date	10/1/14	10/1/14	10/1/14	10/1/14	10/1/14	10/1/14	10/8/14	10/15/14	11/1/14	11/1/14	11/15/14	11/22/14
	Day Lag	1,461	1,492	1,522	1,553	1,584	1,612	1,636	1,659	1,673	1,703	1,720	1,744
2020	Country Final Action Date	1/1/15	1/1/15	5/15/15	5/15/15	5/15/15	12/15/15	12/15/15	12/15/15	–	–	–	–
	Day Lag	1,734	1,765	1,661	1,692	1,723	1,538	1,569	1,599	–	–	–	–

Source: U.S. Department of State, Visa Bulletin for May 2020, queried May 2020.



Thank you for your interest.

**Please contact us with
any questions.**

Phone: 1-800-288-9138

E-mail: info@EB5AN.com

www.EB5AN.com and

www.EB5VisaInvestments.com